

STATEMENT OF APPROVED BUDGET, UTILIZATIONS, DISBURSEMENTS AND BALANCES


(For Off-Budgetary Funds)


As at the Quarter Ending September 30, 2022


Department : Department of Trade and Industry (DTI)
 Agency/Entity : Technical Education and Skills Development Authority
 Operating Unit : Isabela School of Arts and Trades
 Organization Code (UACS) : 22 009 1600010
 Fund Cluster : 05 Internally Generated Funds

(e.g. UACS Fund Cluster: 05-Internally Generated Funds and 06-Business Related Funds)

Particulars	UACS CODE	Approved Budget			Utilizations					Disbursements					Balances		
		Approved Budgeted Revenue	Adjustments (Reductions, Modifications/ Augmentations)	Adjusted Budgeted Revenue	1st Quarter Ending March 31	2nd Quarter Ending June 30	3rd Quarter Ending September 30	4th Quarter Ending December 31	TOTAL	1st Quarter Ending March 31	2nd Quarter Ending June 30	3rd Quarter Ending September 30	4th Quarter Ending December 31	TOTAL	Unutilized Budget	Unpaid Obligations (10-16)=(17+18)	
																5=[3+(-)4]	6
Operations	30000000000000	28,000,000.00	0.00	28,000,000.00	3,399,399.59	5,418,100.56	8,190,442.55	0.00	17,007,942.70	3,399,399.59	5,418,100.56	8,190,442.55	0.00	17,007,942.70	10,992,057.30	0.00	0.00
OO : Employability Increased and/or enhanced	310000000000000	28,000,000.00	0.00	28,000,000.00	3,399,399.59	5,418,100.56	8,190,442.55	0.00	17,007,942.70	3,399,399.59	5,418,100.56	8,190,442.55	0.00	17,007,942.70	10,992,057.30	0.00	0.00
TECHNICAL EDUCATION AND SKILLS DEVELOPMENT PROGRAM	310300000000000	28,000,000.00	0.00	28,000,000.00	3,399,399.59	5,418,100.56	8,190,442.55	0.00	17,007,942.70	3,399,399.59	5,418,100.56	8,190,442.55	0.00	17,007,942.70	10,992,057.30	0.00	0.00
Promotion, Development and Implementation of Quality Technical Education and Skills Development Programs	310300100001000	28,000,000.00	0.00	28,000,000.00	3,399,399.59	5,418,100.56	8,190,442.55	0.00	17,007,942.70	3,399,399.59	5,418,100.56	8,190,442.55	0.00	17,007,942.70	10,992,057.30	0.00	0.00
MCOE		25,000,000.00	0.00	25,000,000.00	3,349,899.59	5,418,100.56	7,826,942.55	0.00	16,594,942.70	3,349,899.59	5,418,100.56	7,826,942.55	0.00	16,594,942.70	8,405,057.30	0.00	0.00
CO		3,000,000.00	0.00	3,000,000.00	49,500.00	0.00	363,500.00	0.00	413,000.00	49,500.00	0.00	363,500.00	0.00	413,000.00	2,587,000.00	0.00	0.00
Sub-Total, Operations		28,000,000.00	0.00	28,000,000.00	3,399,399.59	5,418,100.56	8,190,442.55	0.00	17,007,942.70	3,399,399.59	5,418,100.56	8,190,442.55	0.00	17,007,942.70	10,992,057.30	0.00	0.00
PS		0.00	0.00	0.00	0.00	0.00	0.00	0.00	0.00	0.00	0.00	0.00	0.00	0.00	0.00	0.00	0.00
MCOE		25,000,000.00	0.00	25,000,000.00	3,349,899.59	5,418,100.56	7,826,942.55	0.00	16,594,942.70	3,349,899.59	5,418,100.56	7,826,942.55	0.00	16,594,942.70	8,405,057.30	0.00	0.00
FinEx (If Applicable)		0.00	0.00	0.00	0.00	0.00	0.00	0.00	0.00	0.00	0.00	0.00	0.00	0.00	0.00	0.00	0.00
CO		3,000,000.00	0.00	3,000,000.00	49,500.00	0.00	363,500.00	0.00	413,000.00	49,500.00	0.00	363,500.00	0.00	413,000.00	2,587,000.00	0.00	0.00
GRAND TOTAL		28,000,000.00	0.00	28,000,000.00	3,399,399.59	5,418,100.56	8,190,442.55	0.00	17,007,942.70	3,399,399.59	5,418,100.56	8,190,442.55	0.00	17,007,942.70	10,992,057.30	0.00	0.00
PS		0.00	0.00	0.00	0.00	0.00	0.00	0.00	0.00	0.00	0.00	0.00	0.00	0.00	0.00	0.00	0.00
MCOE		25,000,000.00	0.00	25,000,000.00	3,349,899.59	5,418,100.56	7,826,942.55	0.00	16,594,942.70	3,349,899.59	5,418,100.56	7,826,942.55	0.00	16,594,942.70	8,405,057.30	0.00	0.00
FinEx (If Applicable)		0.00	0.00	0.00	0.00	0.00	0.00	0.00	0.00	0.00	0.00	0.00	0.00	0.00	0.00	0.00	0.00
CO		3,000,000.00	0.00	3,000,000.00	49,500.00	0.00	363,500.00	0.00	413,000.00	49,500.00	0.00	363,500.00	0.00	413,000.00	2,587,000.00	0.00	0.00

Certified Correct: 
 BERNARDEZ JOHN EDWARD BACCAY
 Accountant
 Date:

Recommending Approval By: 
 BRUNO JHON KEVIN SOLOMON
 Administrative Officer
 Date:

Approved By: 
 MADARANG EDWIN PAAT
 Superintendent
 Date: