

SUMMARY OF APPROVED BUDGET, UTILIZATIONS, DISBURSEMENTS AND BALANCES BY OBJECT OF EXPENDITURES

(For Off-Budgetary Funds)

As at the Quarter Ending December 31, 2022

Department : Department of Trade and Industry (DTI)
 Agency/Entity : Technical Education and Skills Development Authority
 Operating Unit : Isabela School of Arts and Trades
 Organization Code (UACS) : 22 009 1600010
 Fund Cluster : 05 Internally Generated Funds
 (e.g. UACS Fund Cluster: 05-Internally Generated Funds and 06-Business Related Funds)


Particulars	UACS CODE	Approved Budget			Utilizations					Disbursements					Balances		
		Approved Budgeted Revenue	Adjustments (Reductions, Modifications/ Augmentation)	Adjusted Budgeted Revenue	1st Quarter Ending March 31	2nd Quarter Ending June 30	3rd Quarter Ending September 30	4th Quarter Ending December 31	Total	1st Quarter Ending March 31	2nd Quarter Ending June 30	3rd Quarter Ending September 30	4th Quarter Ending December 31	TOTAL	Unutilized Budget	Unpaid Obligations (10-15)=(17+18)	
																Due and Demandable	Not Yet Due and Demandable
1	2	3	4	5=[(3+(-)4)]	6	7	8	9	10=(6+7+8+9)	11	12	13	14	15=(11+12+13+14)	16=(5-10)	17	18
SUMMARY																	
A. AGENCY SPECIFIC BUDGET																	
Maintenance and Other Operating Expenses		25,000,000.00	2,089,000.10	27,089,000.10	3,349,899.59	5,418,100.56	7,826,942.55	10,494,057.40	27,089,000.10	3,349,899.59	5,418,100.56	7,826,942.55	7,514,434.92	24,109,377.62	0.00	0.00	2,979,622.48
Travelling Expenses	5020100000	600,000.00	975,102.94	1,575,102.94	131,006.42	477,602.52	376,831.00	589,663.00	1,575,102.94	131,006.42	477,602.52	376,831.00	395,187.00	1,380,628.94	0.00	0.00	194,476.00
Travelling Expenses - Local	5020101000	600,000.00	975,102.94	1,575,102.94	131,006.42	477,602.52	376,831.00	589,663.00	1,575,102.94	131,006.42	477,602.52	376,831.00	395,187.00	1,380,628.94	0.00	0.00	194,476.00
Travelling Expenses - Local	5020101000	600,000.00	975,102.94	1,575,102.94	131,006.42	477,602.52	376,831.00	589,663.00	1,575,102.94	131,006.42	477,602.52	376,831.00	395,187.00	1,380,628.94	0.00	0.00	194,476.00
Training and Scholarship Expenses	5020200000	4,700,500.00	(2,985,518.20)	1,714,981.80	603,679.62	721,739.68	368,222.50	21,340.00	1,714,981.80	603,679.62	721,739.68	368,222.50	21,340.00	1,714,981.80	0.00	0.00	0.00
Training Expenses	5020201000	200,000.00	314,610.58	514,610.58	258,893.90	249,916.68	0.00	6,000.00	514,610.58	258,893.90	249,916.68	0.00	6,000.00	514,610.58	0.00	0.00	0.00
Training Expenses	5020201002	200,000.00	314,610.58	514,610.58	258,893.90	249,916.68	0.00	6,000.00	514,610.58	258,893.90	249,916.68	0.00	6,000.00	514,610.58	0.00	0.00	0.00
Scholarship Grants/Expenses	5020202000	4,500,500.00	(3,300,128.78)	1,200,371.22	344,985.72	471,823.00	368,222.50	15,340.00	1,200,371.22	344,985.72	471,823.00	368,222.50	15,340.00	1,200,371.22	0.00	0.00	0.00
Scholarship Grants/Expenses	5020202000	4,500,500.00	(3,300,128.78)	1,200,371.22	344,985.72	471,823.00	368,222.50	15,340.00	1,200,371.22	344,985.72	471,823.00	368,222.50	15,340.00	1,200,371.22	0.00	0.00	0.00
Supplies and Materials Expenses	5020300000	9,569,000.00	3,865,057.00	13,434,057.00	1,078,234.33	2,501,057.36	3,482,645.44	6,372,119.87	13,434,057.00	1,078,234.33	2,501,057.36	3,482,645.44	4,272,187.84	11,334,124.97	0.00	0.00	2,099,932.03
Office Supplies Expenses	5020301000	620,000.00	3,951.51	623,951.51	65,554.00	161,998.00	89,892.10	306,507.41	623,951.51	65,554.00	161,998.00	89,892.10	74,294.41	391,738.51	0.00	0.00	232,213.00
Office Supplies Expenses	5020301002	620,000.00	3,951.51	623,951.51	65,554.00	161,998.00	89,892.10	306,507.41	623,951.51	65,554.00	161,998.00	89,892.10	74,294.41	391,738.51	0.00	0.00	232,213.00
Accountable Forms Expenses	5020302000	0.00	10,000.00	10,000.00	0.00	0.00	10,000.00	0.00	10,000.00	0.00	0.00	10,000.00	0.00	10,000.00	0.00	0.00	0.00
Accountable Forms Expenses	5020302000	0.00	10,000.00	10,000.00	0.00	0.00	10,000.00	0.00	10,000.00	0.00	0.00	10,000.00	0.00	10,000.00	0.00	0.00	0.00
Fuel, Oil and Lubricants Expenses	5020309000	1,500,000.00	36,146.16	1,536,146.16	261,228.80	451,348.56	518,260.61	305,308.19	1,536,146.16	261,228.80	451,348.56	518,260.61	305,308.19	1,536,146.16	0.00	0.00	0.00
Fuel, Oil and Lubricants Expenses	5020309000	1,500,000.00	36,146.16	1,536,146.16	261,228.80	451,348.56	518,260.61	305,308.19	1,536,146.16	261,228.80	451,348.56	518,260.61	305,308.19	1,536,146.16	0.00	0.00	0.00
Textbooks and Instructional Materials Expenses	5020311000	6,949,000.00	1,853,488.58	8,802,488.58	606,251.53	1,730,445.80	2,330,420.73	4,135,370.52	8,802,488.58	606,251.53	1,730,445.80	2,330,420.73	2,267,651.49	6,934,769.55	0.00	0.00	1,867,719.03
Textbooks and Instructional Materials Expenses	5020311001	6,949,000.00	1,853,488.58	8,802,488.58	606,251.53	1,730,445.80	2,330,420.73	4,135,370.52	8,802,488.58	606,251.53	1,730,445.80	2,330,420.73	2,267,651.49	6,934,769.55	0.00	0.00	1,867,719.03
Semi-Expendable Machinery and Equipment Expenses	5020321000	500,000.00	1,961,470.75	2,461,470.75	145,200.00	157,265.00	534,072.00	1,624,933.75	2,461,470.75	145,200.00	157,265.00	534,072.00	1,624,933.75	2,461,470.75	0.00	0.00	0.00
Semi-Expendable Machinery and Equipment Expenses	5020321000	500,000.00	1,961,470.75	2,461,470.75	145,200.00	157,265.00	534,072.00	1,624,933.75	2,461,470.75	145,200.00	157,265.00	534,072.00	1,624,933.75	2,461,470.75	0.00	0.00	0.00
Utility Expenses	5020400000	1,900,000.00	(205,543.34)	1,694,456.66	172,064.12	0.00	1,157,453.88	364,938.66	1,694,456.66	172,064.12	0.00	1,157,453.88	364,938.66	1,694,456.66	0.00	0.00	0.00
Electricity Expenses	5020402000	1,900,000.00	(205,543.34)	1,694,456.66	172,064.12	0.00	1,157,453.88	364,938.66	1,694,456.66	172,064.12	0.00	1,157,453.88	364,938.66	1,694,456.66	0.00	0.00	0.00
Electricity Expenses	5020402000	1,900,000.00	(205,543.34)	1,694,456.66	172,064.12	0.00	1,157,453.88	364,938.66	1,694,456.66	172,064.12	0.00	1,157,453.88	364,938.66	1,694,456.66	0.00	0.00	0.00
Communication Expenses	5020500000	300,500.00	(139,759.76)	160,740.24	22,527.03	58,458.96	40,577.00	39,177.25	160,740.24	22,527.03	58,458.96	40,577.00	39,177.25	160,740.24	0.00	0.00	0.00
Telephone Expenses	5020502000	140,000.00	(90,981.01)	49,018.99	22,027.03	15,898.96	5,997.00	5,096.00	49,018.99	22,027.03	15,898.96	5,997.00	5,096.00	49,018.99	0.00	0.00	0.00
Mobile	5020502001	140,000.00	(90,981.01)	49,018.99	22,027.03	15,898.96	5,997.00	5,096.00	49,018.99	22,027.03	15,898.96	5,997.00	5,096.00	49,018.99	0.00	0.00	0.00


Department : Department of Trade and Industry (DTI)
Agency/Entity : Technical Education and Skills Development Authority
Operating Unit : Isabela School of Arts and Trades
Organization Code (UACS) : 22 009 1600010
Fund Cluster : 05 Internally Generated Funds
 (e.g. UACS Fund Cluster: 05-Internally Generated Funds and 06-Business Related Funds)


Particulars	UACS CODE	Approved Budget			Utilizations					Disbursements					Balances		
		Approved Budgeted Revenue	Adjustments (Reductions, Modifications/ Augmentation)	Adjusted Budgeted Revenue	1st Quarter Ending March 31	2nd Quarter Ending June 30	3rd Quarter Ending September 30	4th Quarter Ending December 31	Total	1st Quarter Ending March 31	2nd Quarter Ending June 30	3rd Quarter Ending September 30	4th Quarter Ending December 31	TOTAL	Unutilized Budget	Unpaid Obligations (10-15)=(17+18)	
																Due and Demandable	Not Yet Due and Demandable
1	2	3	4	5=[(3+(-)4)]	6	7	8	9	10=[(6+7+8+9)]	11	12	13	14	15=[(11+12+13+14)]	16=(5-10)	17	18
SUMMARY																	
A. AGENCY SPECIFIC BUDGET																	
Internet Subscription Expenses	5020503000	160,000.00	(48,778.75)	111,221.25	0.00	42,560.00	34,580.00	34,081.25	111,221.25	0.00	42,560.00	34,580.00	34,081.25	111,221.25	0.00	0.00	0.00
Internet Subscription Expenses	5020503000	160,000.00	(48,778.75)	111,221.25	0.00	42,560.00	34,580.00	34,081.25	111,221.25	0.00	42,560.00	34,580.00	34,081.25	111,221.25	0.00	0.00	0.00
Cable, Satellite, Telegraph and Radio Expenses	5020504000	500.00	0.00	500.00	500.00	0.00	0.00	0.00	500.00	500.00	0.00	0.00	0.00	500.00	0.00	0.00	0.00
Cable, Satellite, Telegraph and Radio Expenses	5020504000	500.00	0.00	500.00	500.00	0.00	0.00	0.00	500.00	500.00	0.00	0.00	0.00	500.00	0.00	0.00	0.00
Professional Services	5021100000	1,860,000.00	449,386.24	2,309,386.24	268,399.72	466,972.80	900,007.20	674,006.52	2,309,386.24	268,399.72	466,972.80	900,007.20	371,522.52	2,006,902.24	0.00	0.00	302,484.00
Legal Services	5021101000	10,000.00	28,150.00	38,150.00	3,790.00	9,200.00	10,850.00	14,310.00	38,150.00	3,790.00	9,200.00	10,850.00	14,310.00	38,150.00	0.00	0.00	0.00
Legal Services	5021101000	10,000.00	28,150.00	38,150.00	3,790.00	9,200.00	10,850.00	14,310.00	38,150.00	3,790.00	9,200.00	10,850.00	14,310.00	38,150.00	0.00	0.00	0.00
Other Professional Services	5021199000	1,850,000.00	421,236.24	2,271,236.24	264,609.72	457,772.80	889,157.20	659,696.52	2,271,236.24	264,609.72	457,772.80	889,157.20	357,212.52	1,968,752.24	0.00	0.00	302,484.00
Other Professional Services	5021199000	1,850,000.00	421,236.24	2,271,236.24	264,609.72	457,772.80	889,157.20	659,696.52	2,271,236.24	264,609.72	457,772.80	889,157.20	357,212.52	1,968,752.24	0.00	0.00	302,484.00
General Services	5021200000	3,700,000.00	(705,640.23)	2,994,359.77	512,795.05	627,126.94	830,341.24	1,024,096.54	2,994,359.77	512,795.05	627,126.94	830,341.24	895,072.09	2,865,335.32	0.00	0.00	129,024.45
Other General Services	5021299000	3,700,000.00	(705,640.23)	2,994,359.77	512,795.05	627,126.94	830,341.24	1,024,096.54	2,994,359.77	512,795.05	627,126.94	830,341.24	895,072.09	2,865,335.32	0.00	0.00	129,024.45
Other General Services	5021299000	3,700,000.00	(705,640.23)	2,994,359.77	512,795.05	627,126.94	830,341.24	1,024,096.54	2,994,359.77	512,795.05	627,126.94	830,341.24	895,072.09	2,865,335.32	0.00	0.00	129,024.45
Repairs and Maintenance	5021300000	1,240,000.00	528,222.73	1,768,222.73	321,124.35	339,620.60	233,716.02	871,761.76	1,768,222.73	321,124.35	339,620.60	233,716.02	618,055.76	1,512,516.73	0.00	0.00	253,706.00
Repairs and Maintenance - Buildings and Other Structures	5021304000	600,000.00	528,508.24	1,128,508.24	59,810.00	262,190.00	183,344.48	623,163.76	1,128,508.24	59,810.00	262,190.00	183,344.48	558,593.76	1,063,938.24	0.00	0.00	84,570.00
Buildings	5021304001	100,000.00	(100,000.00)	0.00	0.00	0.00	0.00	0.00	0.00	0.00	0.00	0.00	0.00	0.00	0.00	0.00	0.00
School Buildings	5021304002	400,000.00	728,508.24	1,128,508.24	59,810.00	262,190.00	183,344.48	623,163.76	1,128,508.24	59,810.00	262,190.00	183,344.48	558,593.76	1,063,938.24	0.00	0.00	84,570.00
Other Structures	5021304099	100,000.00	(100,000.00)	0.00	0.00	0.00	0.00	0.00	0.00	0.00	0.00	0.00	0.00	0.00	0.00	0.00	0.00
Repairs and Maintenance - Machinery and Equipment	5021305000	340,000.00	(135,781.00)	204,219.00	88,111.00	0.00	0.00	116,108.00	204,219.00	88,111.00	0.00	0.00	5,092.00	93,203.00	0.00	0.00	111,016.00
Machinery	5021305001	100,000.00	(100,000.00)	0.00	0.00	0.00	0.00	0.00	0.00	0.00	0.00	0.00	0.00	0.00	0.00	0.00	0.00
Office Equipment	5021305002	20,000.00	(20,000.00)	0.00	0.00	0.00	0.00	0.00	0.00	0.00	0.00	0.00	0.00	0.00	0.00	0.00	0.00
Information and Communication Technology Equipment	5021305003	50,000.00	(50,000.00)	0.00	0.00	0.00	0.00	0.00	0.00	0.00	0.00	0.00	0.00	0.00	0.00	0.00	0.00
Communication Equipment	5021305007	50,000.00	(50,000.00)	0.00	0.00	0.00	0.00	0.00	0.00	0.00	0.00	0.00	0.00	0.00	0.00	0.00	0.00
Other Machinery and Equipment	5021305099	120,000.00	84,219.00	204,219.00	88,111.00	0.00	0.00	116,108.00	204,219.00	88,111.00	0.00	0.00	5,092.00	93,203.00	0.00	0.00	111,016.00
Repairs and Maintenance - Transportation Equipment	5021306000	300,000.00	119,745.49	419,745.49	173,203.35	63,680.60	50,371.54	132,490.00	419,745.49	173,203.35	63,680.60	50,371.54	54,370.00	341,625.49	0.00	0.00	78,120.00
Motor Vehicles	5021306001	300,000.00	119,745.49	419,745.49	173,203.35	63,680.60	50,371.54	132,490.00	419,745.49	173,203.35	63,680.60	50,371.54	54,370.00	341,625.49	0.00	0.00	78,120.00
Repairs and Maintenance - Furniture and Fixtures	5021307000	0.00	13,750.00	13,750.00	0.00	13,750.00	0.00	0.00	13,750.00	0.00	13,750.00	0.00	0.00	13,750.00	0.00	0.00	0.00
Repairs and Maintenance - Furniture and Fixtures	5021307000	0.00	13,750.00	13,750.00	0.00	13,750.00	0.00	0.00	13,750.00	0.00	13,750.00	0.00	0.00	13,750.00	0.00	0.00	0.00
Taxes, Insurance Premiums and Other Fees	5021500000	30,000.00	(8,879.26)	21,120.74	0.00	3,838.70	17,282.04	0.00	21,120.74	0.00	3,838.70	17,282.04	0.00	21,120.74	0.00	0.00	0.00
Taxes, Duties and Licenses	5021501000	10,000.00	6,770.00	16,770.00	0.00	0.00	16,770.00	0.00	16,770.00	0.00	0.00	16,770.00	0.00	16,770.00	0.00	0.00	0.00
Taxes, Duties and Licenses	5021501001	10,000.00	6,770.00	16,770.00	0.00	0.00	16,770.00	0.00	16,770.00	0.00	0.00	16,770.00	0.00	16,770.00	0.00	0.00	0.00
Fidelity Bond Premiums	5021502000	10,000.00	(10,000.00)	0.00	0.00	0.00	0.00	0.00	0.00	0.00	0.00	0.00	0.00	0.00	0.00	0.00	0.00

Department : Department of Trade and Industry (DTI)
Agency/Entity : Technical Education and Skills Development Authority
Operating Unit : Isabela School of Arts and Trades
Organization Code (UACS) : 22 009 1600010
Fund Cluster : 05 Internally Generated Funds
 (e.g. UACS Fund Cluster: 05-Internally Generated Funds and 06-Business Related Funds)

Particulars	UACS CODE	Approved Budget			Utilizations					Disbursements					Balances		
		Approved Budgeted Revenue	Adjustments (Reductions, Modifications/ Augmentation)	Adjusted Budgeted Revenue	1st Quarter Ending March 31	2nd Quarter Ending June 30	3rd Quarter Ending September 30	4th Quarter Ending December 31	Total	1st Quarter Ending March 31	2nd Quarter Ending June 30	3rd Quarter Ending September 30	4th Quarter Ending December 31	TOTAL	Unutilized Budget	Unpaid Obligations (10-15)=(17+18)	
																Due and Demandable	Not Yet Due and Demandable
1	2	3	4	5=[(3+(-)4)]	6	7	8	9	10=[(6+7+8+9)	11	12	13	14	15=(11+12+13+14)	16=(5-10)	17	18
SUMMARY																	
A. AGENCY SPECIFIC BUDGET																	
Fidelity Bond Premiums	5021502000	10,000.00	(10,000.00)	0.00	0.00	0.00	0.00	0.00	0.00	0.00	0.00	0.00	0.00	0.00	0.00	0.00	0.00
Insurance Expenses	5021503000	10,000.00	-5,849.26	4,350.74	0.00	3,838.70	512.04	0.00	4,350.74	0.00	3,838.70	512.04	0.00	4,350.74	0.00	0.00	0.00
Other Maintenance and Operating Expenses	5029900000	1,100,000.00	318,571.98	1,418,571.98	240,068.95	221,683.00	419,866.23	536,953.80	1,418,571.98	240,068.95	221,683.00	419,866.23	536,953.80	1,418,571.98	0.00	0.00	0.00
Advertising Expenses	5029901000	20,000.00	(4,000.00)	16,000.00	0.00	16,000.00	0.00	0.00	16,000.00	0.00	16,000.00	0.00	0.00	16,000.00	0.00	0.00	0.00
Representation Expenses	5029903000	400,000.00	316,891.40	716,891.40	175,574.55	147,061.40	154,649.40	239,606.05	716,891.40	175,574.55	147,061.40	154,649.40	239,606.05	716,891.40	0.00	0.00	0.00
Transportation and Delivery Expenses	5029904000	80,000.00	(46,780.41)	33,219.59	0.00	7,640.00	3,230.59	22,349.00	33,219.59	0.00	7,640.00	3,230.59	22,349.00	33,219.59	0.00	0.00	0.00
Subscription Expenses	5029907000	0.00	6,080.00	6,080.00	0.00	0.00	6,080.00	0.00	6,080.00	0.00	0.00	6,080.00	0.00	6,080.00	0.00	0.00	0.00
Other Subscription Expenses	5029907099	0.00	6,080.00	6,080.00	0.00	0.00	6,080.00	0.00	6,080.00	0.00	0.00	6,080.00	0.00	6,080.00	0.00	0.00	0.00
Other Maintenance and Operating Expenses	5029999000	600,000.00	46,380.99	646,380.99	64,494.40	50,981.80	255,906.24	274,998.75	646,380.99	64,494.40	50,981.80	255,906.24	274,998.75	646,380.99	0.00	0.00	0.00
Website Maintenance	5029999001	500,000.00	(500,000.00)	0.00	0.00	0.00	0.00	0.00	0.00	0.00	0.00	0.00	0.00	0.00	0.00	0.00	0.00
Other Maintenance and Operating Expenses	5029999099	100,000.00	546,380.99	646,380.99	64,494.40	50,981.80	255,906.24	274,998.75	646,380.99	64,494.40	50,981.80	255,906.24	274,998.75	646,380.99	0.00	0.00	323,160.00
Capital Outlays		3,000,000.00	(46,480.00)	2,953,520.00	49,500.00	0.00	363,500.00	2,540,520.00	2,953,520.00	49,500.00	0.00	363,500.00	2,217,360.00	2,630,360.00	0.00	0.00	323,160.00
Property, Plant and Equipment Outlay	5060400000	3,000,000.00	(46,480.00)	2,953,520.00	49,500.00	0.00	363,500.00	2,540,520.00	2,953,520.00	49,500.00	0.00	363,500.00	2,217,360.00	2,630,360.00	0.00	0.00	323,160.00
Machinery and Equipment Outlay	5060405000	1,250,000.00	(322,680.00)	927,320.00	49,500.00	0.00	363,500.00	514,320.00	927,320.00	49,500.00	0.00	363,500.00	191,160.00	604,160.00	0.00	0.00	323,160.00
Office Equipment	5060405002	300,000.00	(60,500.00)	239,500.00	49,500.00	0.00	190,000.00	0.00	239,500.00	49,500.00	0.00	190,000.00	0.00	239,500.00	0.00	0.00	323,160.00
Information and Communication Technology Equipment	5060405003	250,000.00	133,060.00	383,060.00	0.00	0.00	363,060.00	0.00	383,060.00	0.00	0.00	0.00	59,900.00	59,900.00	0.00	0.00	323,160.00
Other Machinery and Equipment	5060405099	700,000.00	(395,240.00)	304,760.00	0.00	0.00	173,500.00	131,260.00	304,760.00	0.00	0.00	173,500.00	131,260.00	304,760.00	0.00	0.00	0.00
Transportation Equipment Outlay	5060406000	1,750,000.00	276,200.00	2,026,200.00	0.00	0.00	0.00	2,026,200.00	2,026,200.00	0.00	0.00	0.00	2,026,200.00	2,026,200.00	0.00	0.00	0.00
Motor Vehicles	5060406001	1,750,000.00	276,200.00	2,026,200.00	0.00	0.00	0.00	2,026,200.00	2,026,200.00	0.00	0.00	0.00	2,026,200.00	2,026,200.00	0.00	0.00	0.00
GRAND TOTAL		28,000,000.00	2,042,520.10	30,042,520.10	3,399,399.59	5,418,100.56	8,190,442.55	13,034,577.40	30,042,520.10	3,399,399.59	5,418,100.56	8,190,442.55	9,731,794.92	26,739,737.62	0.00	0.00	3,302,782.48

Certified Correct

 BERNARDEZ JOHN EDWARD BACCAY
 Accountant
 Date:

Recommending Approval:

 AQUINO, JEANA CRZYELA TAGATA
 Acting Administrative Officer
 Date:

Approved By:

 MADARANG EDWIN PAAT
 Superintendent
 Date: