


MONTHLY REPORT OF DISBURSEMENTS
For the month of January 2022


FAR No. 4


Department: Department of Trade and Industry (DTI)
Agency/Entity: Technical Education and Skills Development Authority
Operating Unit: Isabela School of Arts and Trades
Organization Code (JAACS): 22 009 1800010
Fund Cluster: 01 Regular Agency Fund

Particulars	Current Year Budget					Prior Year's Budget																SUB-TOTAL	Trust Liabilities				Grand Total					Remarks
	PB	MOOE	FinEx	CO	TOTAL	Prior Year's Accounts Payable					Current Year's Accounts Payable					TOTAL	PB	MOOE	CO	TOTAL	PB		MOOE	FinEx	CO	TOTAL						
						7	8	9	10	11	12	13	14	15	16												17	18	19	20	21	
CASH DISBURSEMENTS	746,856.08	15,000.00	0.00	0.00	761,856.08	1,287,649.62	0.00	0.00	0.00	0.00	1,287,649.62	0.00	0.00	0.00	0.00	0.00	1,287,649.62	2,048,505.70	0.00	0.00	0.00	0.00	0.00	0.00	2,034,505.70	15,000.00	0.00	0.00	0.00	2,049,505.70	28	
Notice of Cash Allocation (NCA)	746,856.08	0.00	0.00	0.00	746,856.08	1,287,649.62	0.00	0.00	0.00	0.00	1,287,649.62	0.00	0.00	0.00	0.00	0.00	1,287,649.62	2,034,505.70	0.00	0.00	0.00	0.00	0.00	0.00	2,034,505.70	0.00	0.00	0.00	0.00	2,034,505.70		
MDS Checks Issued	0.00	0.00	0.00	0.00	0.00	0.00	0.00	0.00	0.00	0.00	0.00	0.00	0.00	0.00	0.00	0.00	0.00	0.00	0.00	0.00	0.00	0.00	0.00	0.00	0.00	0.00	0.00	0.00	0.00	0.00		
Advice to Debit Account	746,856.08	0.00	0.00	0.00	746,856.08	1,287,649.62	0.00	0.00	0.00	0.00	1,287,649.62	0.00	0.00	0.00	0.00	0.00	1,287,649.62	2,034,505.70	0.00	0.00	0.00	0.00	0.00	0.00	2,034,505.70	0.00	0.00	0.00	0.00	2,034,505.70		
Notice of Transfer Allocations (NTA)	0.00	15,000.00	0.00	0.00	15,000.00	0.00	0.00	0.00	0.00	0.00	0.00	0.00	0.00	0.00	0.00	0.00	0.00	0.00	0.00	0.00	0.00	0.00	0.00	0.00	0.00	0.00	0.00	0.00	0.00	0.00		
MDS Checks Issued	0.00	15,000.00	0.00	0.00	15,000.00	0.00	0.00	0.00	0.00	0.00	0.00	0.00	0.00	0.00	0.00	0.00	0.00	0.00	0.00	0.00	0.00	0.00	0.00	0.00	0.00	0.00	0.00	0.00	0.00	0.00		
Advice to Debit Account	0.00	0.00	0.00	0.00	0.00	0.00	0.00	0.00	0.00	0.00	0.00	0.00	0.00	0.00	0.00	0.00	0.00	0.00	0.00	0.00	0.00	0.00	0.00	0.00	0.00	0.00	0.00	0.00	0.00	0.00		
Working Fund for FMS	0.00	0.00	0.00	0.00	0.00	0.00	0.00	0.00	0.00	0.00	0.00	0.00	0.00	0.00	0.00	0.00	0.00	0.00	0.00	0.00	0.00	0.00	0.00	0.00	0.00	0.00	0.00	0.00	0.00	0.00		
Cash Disbursement Ceiling (CDC)	0.00	0.00	0.00	0.00	0.00	0.00	0.00	0.00	0.00	0.00	0.00	0.00	0.00	0.00	0.00	0.00	0.00	0.00	0.00	0.00	0.00	0.00	0.00	0.00	0.00	0.00	0.00	0.00	0.00	0.00		
TOTAL CASH DISBURSEMENTS	746,856.08	15,000.00	0.00	0.00	761,856.08	1,287,649.62	0.00	0.00	0.00	0.00	1,287,649.62	0.00	0.00	0.00	0.00	0.00	1,287,649.62	2,048,505.70	0.00	0.00	0.00	0.00	0.00	0.00	2,034,505.70	15,000.00	0.00	0.00	0.00	2,049,505.70		
NON-CASH DISBURSEMENTS	746,856.08	0.00	0.00	0.00	746,856.08	1,287,649.62	0.00	0.00	0.00	0.00	1,287,649.62	0.00	0.00	0.00	0.00	0.00	1,287,649.62	2,048,505.70	0.00	0.00	0.00	0.00	0.00	0.00	2,048,505.70	0.00	0.00	0.00	0.00	2,048,505.70		
Tax Remittance Advances Issued (TRA)	249,285.06	0.00	0.00	0.00	249,285.06	0.00	0.00	0.00	0.00	0.00	0.00	0.00	0.00	0.00	0.00	0.00	0.00	0.00	0.00	0.00	0.00	0.00	0.00	0.00	0.00	0.00	0.00	0.00	0.00	0.00		
Non-Cash Availment Authority (NCAA)	0.00	0.00	0.00	0.00	0.00	0.00	0.00	0.00	0.00	0.00	0.00	0.00	0.00	0.00	0.00	0.00	0.00	0.00	0.00	0.00	0.00	0.00	0.00	0.00	0.00	0.00	0.00	0.00	0.00	0.00		
Disbursements effected through outright deductions from claims (please specify...)	0.00	0.00	0.00	0.00	0.00	0.00	0.00	0.00	0.00	0.00	0.00	0.00	0.00	0.00	0.00	0.00	0.00	0.00	0.00	0.00	0.00	0.00	0.00	0.00	0.00	0.00	0.00	0.00	0.00	0.00		
Overpayment of expenses (e.g. personnel benefits)	0.00	0.00	0.00	0.00	0.00	0.00	0.00	0.00	0.00	0.00	0.00	0.00	0.00	0.00	0.00	0.00	0.00	0.00	0.00	0.00	0.00	0.00	0.00	0.00	0.00	0.00	0.00	0.00	0.00	0.00		
Restitution for loss of government property	0.00	0.00	0.00	0.00	0.00	0.00	0.00	0.00	0.00	0.00	0.00	0.00	0.00	0.00	0.00	0.00	0.00	0.00	0.00	0.00	0.00	0.00	0.00	0.00	0.00	0.00	0.00	0.00	0.00	0.00		
Liquidated damages and similar claims	0.00	0.00	0.00	0.00	0.00	0.00	0.00	0.00	0.00	0.00	0.00	0.00	0.00	0.00	0.00	0.00	0.00	0.00	0.00	0.00	0.00	0.00	0.00	0.00	0.00	0.00	0.00	0.00	0.00	0.00		
Others (e.g. TEF, DTI, Doce Stamp, etc.)	0.00	0.00	0.00	0.00	0.00	0.00	0.00	0.00	0.00	0.00	0.00	0.00	0.00	0.00	0.00	0.00	0.00	0.00	0.00	0.00	0.00	0.00	0.00	0.00	0.00	0.00	0.00	0.00	0.00	0.00		
TOTAL NON-CASH DISBURSEMENTS	249,285.06	0.00	0.00	0.00	249,285.06	0.00	0.00	0.00	0.00	0.00	0.00	0.00	0.00	0.00	0.00	0.00	0.00	0.00	0.00	0.00	0.00	0.00	0.00	0.00	0.00	0.00	0.00	0.00	0.00	0.00		
GRAND TOTAL	996,141.14	15,000.00	0.00	0.00	1,011,141.14	1,287,649.62	0.00	0.00	0.00	0.00	1,287,649.62	0.00	0.00	0.00	0.00	0.00	1,287,649.62	2,298,790.76	0.00	0.00	0.00	0.00	0.00	0.00	2,483,790.76	15,000.00	0.00	0.00	0.00	2,498,790.76		

Particulars	Previous Report	This Month	As at Date
(1)	(2)	(3)	(4)
Total Disbursement Authorities Received			
NCA	0.00	2,346,285.06	2,346,285.06
NTA	0.00	2,082,000.00	2,082,000.00
Working Fund	0.00	15,000.00	15,000.00
TRA	0.00	0.00	0.00
CTXC	0.00	249,285.06	249,285.06
NC-A	0.00	0.00	0.00
Less: Notice of Transfer of Allocations (NTA) issued	0.00	0.00	0.00
Total Disbursement Authorities Available	0.00	0.00	0.00
Less:	0.00	2,346,285.06	2,346,285.06
Issued NCA Disbursements	0.00	0.00	0.00
Less: Other Non-Cash Disbursements	0.00	2,298,790.76	2,298,790.76
Disbursements effected through outright deductions from claims	0.00	0.00	0.00
Overpayment of expenses (e.g. personnel benefits)	0.00	0.00	0.00
Restitution for loss of government property	0.00	0.00	0.00
Liquidated damages and similar claims	0.00	0.00	0.00
Others (e.g. TEF, DTI, Doce Stamp, etc.)	0.00	0.00	0.00
Address: Adjustments (e.g. cancelled/stated checks)	0.00	0.00	0.00
Balance of Disbursement Authorities as at date	0.00	0.00	0.00
Total Disbursements Program	0.00	47,494.30	47,494.30
Less: Actual Disbursements	0.00	2,346,285.06	2,346,285.06
Over/Under spending	0.00	2,298,790.76	2,298,790.76
Notes: * The use of NTA is discouraged	0.00	47,494.30	47,494.30
Notes: ** Amounts should tally with the grand total disbursement (column 27).			

Certified Correct:

BERNARDEZ JOHN EDWARD BACGAY
Accountant
Date: 4-18-2022

Recommended Approval:

BRUNO JOHN KEVIN SOLOMON
Administrative Officer
Date: 4-18-2022

Approved By:

MADARAM EDWIN PAAT
Superintendent
Date: 4-18-2022