

MONTHLY REPORT OF DISBURSEMENTS
For the month of July 2022


Department Department of Trade and Industry (DTI)
Agency/Entity Technical Education and Skills Development Authority
Operating Unit Isabela School of Arts and Trades
Organization Code (UACS) 22 009 1600010
Fund Cluster 01 Regular Agency Fund


Particulars	Current Year Budget					Prior Year's Budget											Trust Liabilities				Grand Total					Remarks		
	PS	MOOE	FinEx	CO	TOTAL	Prior Year's Accounts Payable					Current Year's Accounts Payable						SUB-TOTAL	PS	MOOE	CO	TOTAL	PS	MOOE	FinEx	CO		TOTAL	
						PS	MOOE	FinEx	CO	Sub-Total	PS	MOOE	FinEx	CO	Sub-Total	TOTAL												PS
1	2	3	4	5	6=(2+3+4+5)	7	8	9	10	11=(7+8+9+10)	12	13	14	15	16=(12+13+14+15)	17=(11+16)	18=(6+17)	19	20	21	22=(19+20+21)	23	24	25	26	27=(23+24+25+26)	28	
CASH DISBURSEMENTS	1,569,447.79	0.00	0.00	0.00	1,569,447.79	0.00	0.00	0.00	0.00	0.00	0.00	0.00	0.00	0.00	0.00	0.00	1,569,447.79	0.00	0.00	0.00	0.00	1,569,447.79	0.00	0.00	0.00	0.00	1,569,447.79	
Notice of Cash Allocation (NCA)	1,569,447.79	0.00	0.00	0.00	1,569,447.79	0.00	0.00	0.00	0.00	0.00	0.00	0.00	0.00	0.00	0.00	0.00	1,569,447.79	0.00	0.00	0.00	0.00	1,569,447.79	0.00	0.00	0.00	0.00	1,569,447.79	
MDS Checks Issued	9,350.00	0.00	0.00	0.00	9,350.00	0.00	0.00	0.00	0.00	0.00	0.00	0.00	0.00	0.00	0.00	0.00	9,350.00	0.00	0.00	0.00	0.00	9,350.00	0.00	0.00	0.00	0.00	9,350.00	
Advice to Debit Account	1,560,097.79	0.00	0.00	0.00	1,560,097.79	0.00	0.00	0.00	0.00	0.00	0.00	0.00	0.00	0.00	0.00	0.00	1,560,097.79	0.00	0.00	0.00	0.00	1,560,097.79	0.00	0.00	0.00	0.00	1,560,097.79	
Notice of Transfer Allocations (NTA)	0.00	0.00	0.00	0.00	0.00	0.00	0.00	0.00	0.00	0.00	0.00	0.00	0.00	0.00	0.00	0.00	0.00	0.00	0.00	0.00	0.00	0.00	0.00	0.00	0.00	0.00	0.00	
MDS Checks Issued	0.00	0.00	0.00	0.00	0.00	0.00	0.00	0.00	0.00	0.00	0.00	0.00	0.00	0.00	0.00	0.00	0.00	0.00	0.00	0.00	0.00	0.00	0.00	0.00	0.00	0.00	0.00	
Advice to Debit Account	0.00	0.00	0.00	0.00	0.00	0.00	0.00	0.00	0.00	0.00	0.00	0.00	0.00	0.00	0.00	0.00	0.00	0.00	0.00	0.00	0.00	0.00	0.00	0.00	0.00	0.00	0.00	
Working Fund for FAPs	0.00	0.00	0.00	0.00	0.00	0.00	0.00	0.00	0.00	0.00	0.00	0.00	0.00	0.00	0.00	0.00	0.00	0.00	0.00	0.00	0.00	0.00	0.00	0.00	0.00	0.00	0.00	
Cash Disbursement Ceiling (CDC)	0.00	0.00	0.00	0.00	0.00	0.00	0.00	0.00	0.00	0.00	0.00	0.00	0.00	0.00	0.00	0.00	0.00	0.00	0.00	0.00	0.00	0.00	0.00	0.00	0.00	0.00	0.00	
TOTAL CASH DISBURSEMENTS	1,569,447.79	0.00	0.00	0.00	1,569,447.79	0.00	0.00	0.00	0.00	0.00	0.00	0.00	0.00	0.00	0.00	0.00	1,569,447.79	0.00	0.00	0.00	0.00	1,569,447.79	0.00	0.00	0.00	0.00	1,569,447.79	
NON-CASH DISBURSEMENTS	142,018.00	5,104.01	0.00	0.00	147,122.01	0.00	0.00	0.00	0.00	0.00	0.00	0.00	0.00	0.00	0.00	0.00	142,018.00	5,104.01	0.00	0.00	147,122.01	0.00	5,104.01	0.00	0.00	147,122.01		
Tax Remittance Advices Issued (TRA)	142,018.00	5,104.01	0.00	0.00	147,122.01	0.00	0.00	0.00	0.00	0.00	0.00	0.00	0.00	0.00	0.00	0.00	142,018.00	5,104.01	0.00	0.00	147,122.01	0.00	5,104.01	0.00	0.00	147,122.01		
Non-Cash Availment Authority (NCAA)	0.00	0.00	0.00	0.00	0.00	0.00	0.00	0.00	0.00	0.00	0.00	0.00	0.00	0.00	0.00	0.00	0.00	0.00	0.00	0.00	0.00	0.00	0.00	0.00	0.00	0.00	0.00	
Disbursements effected through outright deductions from claims (please specify...)	0.00	0.00	0.00	0.00	0.00	0.00	0.00	0.00	0.00	0.00	0.00	0.00	0.00	0.00	0.00	0.00	0.00	0.00	0.00	0.00	0.00	0.00	0.00	0.00	0.00	0.00	0.00	
Overpayment of expenses(e.g. personnel benefits)	0.00	0.00	0.00	0.00	0.00	0.00	0.00	0.00	0.00	0.00	0.00	0.00	0.00	0.00	0.00	0.00	0.00	0.00	0.00	0.00	0.00	0.00	0.00	0.00	0.00	0.00	0.00	
Restitution for loss of government property	0.00	0.00	0.00	0.00	0.00	0.00	0.00	0.00	0.00	0.00	0.00	0.00	0.00	0.00	0.00	0.00	0.00	0.00	0.00	0.00	0.00	0.00	0.00	0.00	0.00	0.00	0.00	
Liquidated damages and similar claims	0.00	0.00	0.00	0.00	0.00	0.00	0.00	0.00	0.00	0.00	0.00	0.00	0.00	0.00	0.00	0.00	0.00	0.00	0.00	0.00	0.00	0.00	0.00	0.00	0.00	0.00	0.00	
Others (e.g. TEF, BTr, Docs Stamp, etc.)	0.00	0.00	0.00	0.00	0.00	0.00	0.00	0.00	0.00	0.00	0.00	0.00	0.00	0.00	0.00	0.00	0.00	0.00	0.00	0.00	0.00	0.00	0.00	0.00	0.00	0.00	0.00	
TOTAL NON-CASH DISBURSEMENTS	142,018.00	5,104.01	0.00	0.00	147,122.01	0.00	0.00	0.00	0.00	0.00	0.00	0.00	0.00	0.00	0.00	0.00	142,018.00	5,104.01	0.00	0.00	147,122.01	0.00	5,104.01	0.00	0.00	147,122.01		
GRAND TOTAL	1,711,465.79	5,104.01	0.00	0.00	1,716,569.80	0.00	0.00	0.00	0.00	0.00	0.00	0.00	0.00	0.00	0.00	0.00	1,716,569.80	5,104.01	0.00	0.00	1,721,673.81	0.00	5,104.01	0.00	0.00	1,726,777.82		


SUMMARY

Particulars	Previous Report	This Month	As at Date
(1)	(2)	(3)	(4)
Total Disbursement Authorities Received	19,842,295.07	2,234,122.01	22,076,417.08
NCA	19,842,295.07	2,234,122.01	22,076,417.08
NTA	1,849,150.76	0.00	1,849,150.76
Working Fund	0.00	0.00	0.00
TRA	881,859.31	147,122.01	1,268,781.32
CDC	0.00	0.00	0.00
NCAA	0.00	0.00	0.00
Less: Notice of Transfer of Allocations (NTA)* Issued	0.00	0.00	0.00
Total Disbursement Authorities Available	19,842,295.07	2,234,122.01	22,076,417.08
Less:			
Lapsed NCA	0.00	0.00	0.00
Disbursements	19,842,295.07	1,716,569.80	21,558,864.87
Less: Other Non-Cash Disbursements	0.00	0.00	0.00
Disbursements effected through outright deductions from claims	0.00	0.00	0.00
Overpayment of expenses(e.g. personnel benefits)	0.00	0.00	0.00
Restitution for loss of government property	0.00	0.00	0.00
Liquidated damages and similar claims	0.00	0.00	0.00
Others (e.g. TEF, BTr, Docs Stamp, etc.)	0.00	0.00	0.00
Add/Less: Adjustments (e.g. cancelled/stated checks)	(3,250.32)	0.00	(3,250.32)
Balance of Disbursement Authorities as at date	(3,250.33)	517,552.21	514,301.88
Total Disbursements Program	19,842,295.07	2,234,122.01	22,076,417.08
Less: *Actual Disbursements	19,842,295.07	1,716,569.80	21,558,864.87
(Over)/Under spending	0.00	517,552.21	517,552.21

Notes: * The use of NTA is discouraged
 Notes: ** Amounts should tally with the grand total disbursement (column 27).

Certified Correct:

JOHN EDWARD B. BERNARDEZ
 Accountant I
 Date:

Recommended by:

JHON KEVIN S. BRUNO
 Administrative Officer IV
 Date:

Approved By:

EDWIN P. MADARANG
 Vocational School Superintendent
 Date: