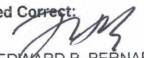



QUARTERLY REPORT OF REVENUE AND OTHER RECEIPTS


As at the Quarter Ending June 30, 2022

Department : Department of Trade and Industry (DTI)  
 Agency : Technical Education and Skills Development Authority  
 Operating Unit : Isabela School of Arts and Trades  
 Organization Code (UACS) : 22 009 1600010  
 Fund Cluster : 05 - Internally Generated Funds

Classification/Sources of Revenue and Other Receipts	UACS CODE	REVENUE TARGET (Annual) per BESF	Actual Revenue and Other Receipts Collections					Cumulative Remittance/Deposits to Date			Variance		Remarks
			1st Quarter Ending March 31	2nd Quarter Ending June 30	3rd Quarter Ending Sept. 30	4th Quarter Ending Dec. 31	Total	Remittance to BTr	Deposited with AGDB	TOTAL	Amount	%	
1	2	3	4	5	6	7	8=[(6+(-)7)-8+9]	9	10	11=(9+10)	12=(8-3)	13=(12/3)	14
Internally Generated Funds		32,718,611.20	10,452,430.84	7,099,207.96	0.00	0.00	17,551,638.80	0.00	17,551,638.80	17,551,638.80	(15,166,972.40)		-46 %
Non-Revenue Collections/Other Receipts		32,718,611.20	10,452,430.84	7,099,207.96	0.00	0.00	17,551,638.80	0.00	17,551,638.80	17,551,638.80	(15,166,972.40)		-46 %
Cash Receipts		32,718,611.20	10,452,430.84	7,099,207.96	0.00	0.00	17,551,638.80	0.00	17,551,638.80	17,551,638.80	(15,166,972.40)		-46 %
Non-Tax		27,650,000.00	5,916,251.16	6,349,001.37	0.00	0.00	12,265,252.53	0.00	12,265,252.53	12,265,252.53	(15,384,747.47)		-56 %
Other School Fees	4020201099	20,000,000.00	3,731,115.80	3,473,068.00	0.00	0.00	7,204,183.80	0.00	7,204,183.80	7,204,183.80	(12,795,816.20)		-64 %
Examination Fees	4020203000	6,000,000.00	1,823,723.00	1,924,404.88	0.00	0.00	3,748,127.88	0.00	3,748,127.88	3,748,127.88	(2,251,872.12)		-38 %
Seminar/Training Fees	4020204000	150,000.00	16,460.00	13,800.00	0.00	0.00	30,260.00	0.00	30,260.00	30,260.00	(119,740.00)		-80 %
Rent/Lease Income	4020205000	50,000.00	35,000.00	10,000.00	0.00	0.00	45,000.00	0.00	45,000.00	45,000.00	(5,000.00)		-10 %
Income from Hostels/Dormitories and other Like facilities	4020213000	250,000.00	26,770.00	103,600.00	0.00	0.00	130,370.00	0.00	130,370.00	130,370.00	(119,630.00)		-48 %
Other Business Income	4020299099	1,200,000.00	283,182.36	824,128.49	0.00	0.00	1,107,310.85	0.00	1,107,310.85	1,107,310.85	(92,689.15)		-8 %
Others		5,068,611.20	4,536,179.68	750,206.59	0.00	0.00	5,286,386.27	0.00	5,286,386.27	5,286,386.27	217,775.07		4 %
Accounts Receivable	1030101000	5,068,611.20	4,439,917.20	192,825.00	0.00	0.00	4,632,742.20	0.00	4,632,742.20	4,632,742.20	(435,869.00)		-9 %
Receivables - Disallowances/Charges	1030501000	0.00	11,181.20	50,810.60	0.00	0.00	61,991.80	0.00	61,991.80	61,991.80	61,991.80		0 %
Others	1040101099	0.00	85,081.28	506,570.99	0.00	0.00	591,652.27	0.00	591,652.27	591,652.27	591,652.27		0 %
<b>TOTAL</b>		<b>32,718,611.20</b>	<b>10,452,430.84</b>	<b>7,099,207.96</b>	<b>0.00</b>	<b>0.00</b>	<b>17,551,638.80</b>	<b>0.00</b>	<b>17,551,638.80</b>	<b>17,551,638.80</b>	<b>(15,166,972.40)</b>		<b>-46 %</b>

Certified Correct:   
 JOHN EDWARD B. BERNARDEZ  
 Accountant I  
 Date:

Recommending Approval:   
 JHON KEVIN S. BRUNO  
 Administrative Officer IV  
 Date:

Approved By:   
 EDWIN P. MADARANG  
 Vocational School Superintendent  
 Date: