




QUARTERLY REPORT OF REVENUE AND OTHER RECEIPTS
As at the Quarter Ending December 31, 2022

Department : Department of Trade and Industry (DTI)
 Agency : Technical Education and Skills Development Authority
 Operating Unit : Isabela School of Arts and Trades
 Organization Code (UACS) : 22 009 1600010
 Fund Cluster : 05 - Internally Generated Funds

Classification/Sources of Revenue and Other Receipts	UACS CODE	REVENUE TARGET (Annual) per BESF	Actual Revenue and Other Receipts Collections					Cumulative Remittance/Deposits to Date			Variance		Remarks
			1st Quarter Ending March 31	2nd Quarter Ending June 30	3rd Quarter Ending Sept. 30	4th Quarter Ending Dec. 31	Total	Remittance to BTr	Deposited with AGDB	TOTAL	Amount	%	
1	2	3	4	5	6	7	8=[(6+(-)7)-8+9]	9	10	11=(9+10)	12=(8-3)	13=(12/3)	14
Internally Generated Funds		35,214,307.75	10,452,430.84	7,099,207.96	10,750,071.90	6,912,597.05	35,214,307.75	0.00	35,214,307.75	35,214,307.75	0.00	0 %	
Non-Revenue Collections/Other Receipts		35,214,307.75	10,452,430.84	7,099,207.96	10,750,071.90	6,912,597.05	35,214,307.75	0.00	35,214,307.75	35,214,307.75	0.00	0 %	
Cash Receipts		35,214,307.75	10,452,430.84	7,099,207.96	10,750,071.90	6,912,597.05	35,214,307.75	0.00	35,214,307.75	35,214,307.75	0.00	0 %	
Non-Tax		29,624,388.30	5,916,251.16	6,349,001.37	10,520,365.05	6,838,770.72	29,624,388.30	0.00	29,624,388.30	29,624,388.30	0.00	0 %	
Other School Fees	4020201099	17,791,254.30	3,731,115.80	3,473,068.00	6,597,566.60	3,988,503.90	17,791,254.30	0.00	17,791,254.30	17,791,254.30	0.00	0 %	
Examination Fees	4020203000	8,036,771.18	1,823,723.00	1,924,404.88	2,839,640.30	1,449,003.00	8,036,771.18	0.00	8,036,771.18	8,036,771.18	0.00	0 %	
Seminar/Training Fees	4020204000	367,201.90	16,460.00	13,800.00	2,000.00	334,941.90	367,201.90	0.00	367,201.90	367,201.90	0.00	0 %	
Rent/Lease Income	4020205000	55,000.00	35,000.00	10,000.00	10,000.00	0.00	55,000.00	0.00	55,000.00	55,000.00	0.00	0 %	
Income from Hostels/Dormitories and other Like facilities	4020213000	171,370.00	26,770.00	103,800.00	24,500.00	16,500.00	171,370.00	0.00	171,370.00	171,370.00	0.00	0 %	
Other Business Income	4020299099	3,202,790.92	283,182.36	824,128.49	1,048,658.15	1,048,821.92	3,202,790.92	0.00	3,202,790.92	3,202,790.92	0.00	0 %	
Others		5,589,919.45	4,536,179.68	750,206.59	229,706.85	73,826.33	5,589,919.45	0.00	5,589,919.45	5,589,919.45	0.00	0 %	
Accounts Receivable	1030101000	4,632,742.20	4,439,917.20	192,825.00	0.00	0.00	4,632,742.20	0.00	4,632,742.20	4,632,742.20	0.00	0 %	
Receivables - Disallowances/Charges	1030501000	142,521.80	11,181.20	50,810.60	45,025.60	35,504.40	142,521.80	0.00	142,521.80	142,521.80	0.00	0 %	
Others	1040101099	814,655.45	85,081.28	506,570.99	184,681.25	38,321.93	814,655.45	0.00	814,655.45	814,655.45	0.00	0 %	
TOTAL		35,214,307.75	10,452,430.84	7,099,207.96	10,750,071.90	6,912,597.05	35,214,307.75	0.00	35,214,307.75	35,214,307.75	0.00	0 %	

Certified Correct: 
 JOHN EDWARD B. BERNARDEZ
 Accountant I
 Date:

Recommending Approval:

 JEANA CRYZELA T. AQUINO
 Acting Administrative Officer
 Date:

Approved By:

 EDWIN P. MADARANG
 Vocational School Superintendent
 Date: