

FY 2023 PHYSICAL PLAN


Department: Other Executive Offices  
 Agency: Technical Education and Skills Development Authority  
 Operating Unit: ISABELA SCHOOL OF ARTS AND TRADES  
 Organization Code (UACS): 260410300002  
 Report Status: PENDING

Particulars	BED 2 ACTIVITY NO	UACS CODE	Current Year's Accomplishment			Physical Target (Budget Year)				Variance	Remarks	
			Actual Jan. 1- Sept. 30	Estimate Oct. 1- Dec. 30	Total	Total	1st Quarter	2nd Quarter	3rd Quarter			4th Quarter
1		2	3	4	5=3+4	6=7+8+9+10	7	8	9	10	11=6-5	12
<b>Part A</b>												
<b>I. Organizational Outcome</b>												
OO : Employability increased and/or enhanced												
<b>TECHNICAL EDUCATION AND SKILLS DEVELOPMENT POLICY PROGRAM</b>												
<b>Outcome Indicators</b>												
1. Percentage of stakeholders who rate policies/plans as good or better	1			100%	100.00%	94.00%		94%		94%	-6%	respondent is 1
<b>Output Indicators</b>												
1. Number of National, Regional/Provincial TESD plans formulated/updated	2				0	0						Central Office Target
<b>TECHNICAL EDUCATION AND SKILLS DEVELOPMENT REGULATORY PROGRAM</b>												
<b>Outcome Indicators</b>												
1. Percentage compliance of TVET programs to TESDA, industry standards and requirements	3		96%	11%	107.00%	90.00%	90%	90%	90%		-17%	23 UTPRAS Qualifications is for Audit on 2023. Target compliant is 90% or 21 Qualifications.
2. Percentage of TVET graduates that undergo assessment for certification	4		90.0%		90.0%	86%	149	290	350	70	-4%	Out of 950 Graduates for mandatory assessment, 855 is assessed (855 divided by 950=90%) 2023 Target is 817
3. Percentage of TVET programs with tie-ups to industry	5		71.43%		71.43%	42%	173	338	407	81	-29%	Out of 42 Total Qualifications/Programs of ISAT, 30 Programs has partnership or tie-ups w/ Industry partners (30 divided by 42=71.43%)For 2023 target is 18 qualifications with tie-ups out of 42 qualifications
<b>Output Indicators</b>												
1. Percentage of registered accredited TVET programs audited	6		96%	11%	107%	100%		40%		60%	-7%	23 UTPRAS Qualifications is for Audit on 2023.


2. Percentage of skilled workers issued with certification within 7 days of their application	7												PO Target
3. Number of consultations, orientations and workshop for development of competency standards/training regulations	8												Central Office Target
<b>TECHNICAL EDUCATION AND SKILLS DEVELOPMENT PROGRAM</b>													
<b>Outcome Indicators</b>													
		Graduates	950										
1. Percentage of graduates from technical education and skills development scholarship programs that are employed	9	Employment target is 65% of target Graduates	55%	14%	69%	69%	30%	39%	0%	Target for 2023 is 69% of 950 estimated graduates for 2023(950*69%=656)			
<b>Output Indicators</b>													
1. Number of graduates from technical education and skills development scholarship programs	10					950	165	323	388	74			
2. Number of training institutions/establishments/assessment centers provided with technical assistance	11												PO Target
3. Number of TESDA Technology Institutions (TTIs) graduates	12		2,202	1,500	3,702	2,383	416	813	979	175	-1,319	Target graduates for 2022 is ____, while for 2023 is 2,383.	

0.17      0.34      0.41      0.07


Prepared By:

  
**CHRISTOPHER A. DACQUIL**  
 Registrar  
 Date: November 29, 2022

In coordination with:

  
**JHON KEVIN S. BRUNO**  
 Administrative Officer IV  
 Date: November 29, 2022

Approved By:

  
**EDWIN P. MADARANG**  
 Vocational School Superintendent II  
 Date: November 29, 2022