



QUARTERLY REPORT OF REVENUE AND OTHER RECEIPTS


As at the Quarter Ending March 31, 2023

Department : Department of Labor and Employment (DOLE)
 Agency : Technical Education and Skills Development Authority
 Operating Unit : Isabela School of Arts and Trades
 Organization Code (UACS) : 16 009 1600010
 Fund Cluster : 05 - Internally Generated Funds

Classification/Sources of Revenue and Other Receipts	UACS CODE	REVENUE TARGET (Annual) per BESF	Actual Revenue and Other Receipts Collections					Cumulative Remittance/Deposits to Date			Variance		Remarks
			1st Quarter Ending March 31	2nd Quarter Ending June 30	3rd Quarter Ending Sept. 30	4th Quarter Ending Dec. 31	Total	Remittance to BTr	Deposited with AGDB	TOTAL	Amount	%	
1	2	3	4	5	6	7	8=[(6+(-)7)-8+9]	9	10	11=(9+10)	12=(8-3)	13=(12/3)	14
Internally Generated Funds		34,976,300.60	907,718.00	0.00	0.00	0.00	907,718.00	0.00	883,740.00	388,740.00	(34,068,582.60)		-97 %
Revenue Collections		34,243,000.00	898,278.00	0.00	0.00	0.00	898,278.00	0.00	879,300.00	379,300.00	(33,344,722.00)		-97 %
Cash Receipts		34,243,000.00	898,278.00	0.00	0.00	0.00	898,278.00	0.00	879,300.00	379,300.00	(33,344,722.00)		-97 %
Non-Tax		29,643,000.00	658,173.00	0.00	0.00	0.00	658,173.00	0.00	539,195.00	639,195.00	(28,984,827.00)		-98 %
Other School Fees	4020201099	17,730,000.00	12,000.00	0.00	0.00	0.00	12,000.00	0.00	12,000.00	12,000.00	(17,688,000.00)		-100 %
Examination Fees	4020203000	8,100,000.00	447,673.00	0.00	0.00	0.00	447,673.00	0.00	423,695.00	428,695.00	(7,652,327.00)		-94 %
Seminar/Training Fees	4020204000	367,000.00	0.00	0.00	0.00	0.00	0.00	0.00	0.00	0.00	(367,000.00)		-100 %
Rent/Lease Income	4020205000	55,000.00	0.00	0.00	0.00	0.00	0.00	0.00	0.00	0.00	(55,000.00)		-100 %
Income from Hostels/Dormitories and other Like facilities	4020213000	171,000.00	15,400.00	0.00	0.00	0.00	15,400.00	0.00	15,400.00	15,400.00	(155,600.00)		-91 %
Other Business Income	4020299099	3,250,000.00	183,100.00	0.00	0.00	0.00	183,100.00	0.00	183,100.00	183,100.00	(3,066,900.00)		-94 %
Others		4,630,000.00	240,105.00	0.00	0.00	0.00	240,105.00	0.00	240,105.00	240,105.00	(4,359,895.00)		-95 %
Accounts Receivable	1030101000	4,630,000.00	240,105.00	0.00	0.00	0.00	240,105.00	0.00	240,105.00	240,105.00	(4,359,895.00)		-95 %
Non-Revenue Collections/Other Receipts		733,300.60	9,440.00	0.00	0.00	0.00	9,440.00	0.00	9,440.00	9,440.00	(723,860.60)		-99 %
Non-Cash Revenue		733,300.60	9,440.00	0.00	0.00	0.00	9,440.00	0.00	9,440.00	9,440.00	(723,860.60)		-99 %
Others		733,300.60	9,440.00	0.00	0.00	0.00	9,440.00	0.00	9,440.00	9,440.00	(723,860.60)		-99 %
Receivables - Disallowances/Charges	1030501000	733,300.60	9,440.00	0.00	0.00	0.00	9,440.00	0.00	9,440.00	9,440.00	(723,860.60)		-99 %
TOTAL		34,976,300.60	907,718.00	0.00	0.00	0.00	907,718.00	0.00	883,740.00	388,740.00	(34,068,582.60)		-97 %

Certified Correct:

 JANUS TRUJONE C. OCAMPO
 Administrative Aide III
 Date: 4/28/2023

Recommending Approval:

 JEANA CRYZEL A. AQUINO
 Acting Administrative Officer
 Date: 4/28/2023

Approved By:

 EDWIN P. MACARANG, D. Hums
 Vocational School Superintendent
 Date: 4/28/2023