





1. Percentage of graduates from technical education and skills development scholarship programs that are employed						69.39%	20%	11%	16%				
Output Indicator(s)													


This report was generated using the Unified Reporting System on October 12, 2023 8:51 AM; Status : PENDING

**Department** : Department of Labor and Employment (DOLE)  
**Agency/Entity** : Technical Education and Skills Development Authority  
**Operating Unit** : Isabela School of Arts and Trades  
**Organization Code (UACS)** : 16 009 1600010

Particulars	UACS CODE	Physical Target (Budget Year)					Physical Accomplishment (Budget Year)					Variance as of September 30, 2023	Remarks
		1st Quarter	2nd Quarter	3rd Quarter	4th Quarter	Total	1st Quarter	2nd Quarter	3rd Quarter	4th Quarter	Total		
1	2	3	4	5	6	7	8	9	10	11	12	13	14
1. Number of graduates from technical education and skills development scholarship programs						144,705							
2. Number of training institutions/establishments/assessment centers provided with technical assistance						5,842 (4,211 TVIs & 1,631 ACs)							
3. Number of TESDA Technology Institutions (TTIs) graduates						189,886	797	710	1050				

**Prepared By:**  
  
 CHRISTOPHER A. DACQUIL  
 Registrar  
 Date:

**In coordination with:**  
  
 JEANA CRYZELA T. AQUINO  
 Acting ADMINISTRATIVE OFFICER  
 Date:

**Approved By:**  
  
 EDWIN P. MADARANG  
 VOCATIONAL SCHOOL SUPERINTENDENT  
 Date:

This report was generated using the Unified Reporting System on October 12, 2023 9:08 AM; Status : SUBMITTED